

# Kentucky High School Athletic Association

To: Superintendent, Principal, and Athletic Director

From: Louis Stout, Commissioner  
Brigid L. DeVries, Executive Assistant Commissioner


Date: June 11, 2002

Subject: 2001-2002 Annual Report Forms Submission

School: Ballard High School

Enclosed please find a copy of Form T-65, The 2001-2002 Annual Report Forms Checklist. In addition, you may find an attachment with corrected copies of the forms submitted by your school personnel. Please review this information so the forms can be completed accurately in the future. Also, KHSAA Audit Staff may have requested a re-submission of some of the 2001-2002 Annual Report Forms or need additional information on your athletic programs. Please submit this information by the date requested if this is applicable. Copies and all KHSAA Title IX documents must be kept current and included in your permanent Title IX File at the school. All documents are subject to Open Records Requests.

Should you need any further information, please do not hesitate to call anytime.



Memo

To: KHSAA Member School Superintendents, Principals, and Athletic Directors

From: Louis Stout, Commissioner  
Brigid L. Devries, Executive Assistant Commissioner

Date: June 11, 2002

Re: 2002 Title IX Forms Submission

School	Ballard	Reviewed by	Gary Lawson
--------	---------	-------------	-------------

The following is a status report regarding the required 2001 - 2002 Title IX submission of forms due in to the KHSAA office by April 15, 2002. Appropriate audit personnel have reviewed these forms and the following is a summary of this review.

I. Checklist of Forms properly submitted in a satisfactory manner:

<input checked="" type="checkbox"/>	GE 19 (Annual Verification)	<input checked="" type="checkbox"/>	T-35 (Budget Expenses)
<input checked="" type="checkbox"/>	T-1 (Summary Program Chart 1)	<input checked="" type="checkbox"/>	T-36 (Budget Expenses)
<input checked="" type="checkbox"/>	T-2 (Summary Program Chart 2)	<input checked="" type="checkbox"/>	T-41 (Checklist - Overall Interscholastic Program)
<input checked="" type="checkbox"/>	T-3 (Summary Program Chart 3)	<input checked="" type="checkbox"/>	T-60 (Corrective Action Plan)
	T-4 (Summary Program Chart 4)	<input checked="" type="checkbox"/>	T-63 (Interscholastic Survey Results)

II. Status

A.		2001 - 2002 Forms are satisfactory and no further information or action is necessary at this time.
B.	<input checked="" type="checkbox"/>	Errors have been noted with respect to the following forms and corrected copies are being returned to you for placement in your Title IX file to ensure proper submission in the future. An error was found on Form T-4. Please make the suggested changes on the attachment and place the corrected document in your Title IX File.
C.		The following forms were omitted and must be submitted by school representatives.
D.		Other Recommendation and Comments:

2001-2002  
**ACCOMMODATION OF INTERESTS AND ABILITIES**  
**SUMMARY PROGRAM CHART 4**

KHSAA  
 Form T4  
 Rev. 07/01

Levels of Competition Test One

		(Column 1)	(Column 2)
	Team Levels	GIRLS	BOYS
Row 1	Total Number of Athletics Participants in All Levels	294	336
Row 2	Number of Varsity Teams Offered	10	10
Row 3	Number of Participants on all Varsity Teams	205	211
Row 4	Percentage of Total Varsity Participants By Sex	69.7	62.7
Row 5	Number of Junior Varsity Teams Offered	5	5
Row 6	Number of Participants on all Junior Varsity Teams	89	102
Row 7	Percentage of Total Junior Varsity Participants By Sex	30.2	30.3
Row 8	Number of Freshman Teams Offered	4	3
Row 9	Numbers of Participants on all Freshman Teams	53	68
Row 10	Percentage of Total Freshman Participants By Sex	18	20.2

- 1) Copy the number entered on Form T1, Row 1, Column 3 and place on Row 1, column 1 of this form.
- 2) Copy the number entered on Form T1, Row 2, Column 3 and place on Row 1, column 2 of this form.
- 3) List the number of teams at the varsity, junior varsity, and freshman levels for boys and girls (Rows #2,5,8) and place in the proper boxes in columns 1 and 2.
- 4) List the number of teams at the varsity, junior varsity, and freshman levels for boys and girls (Rows #3,6,9) and place in the proper boxes in columns 1 and 2.
- 5) Calculate the percentage of female and male participants at each level. (Rows #4,7,10)
  - Divide Row 3, Column 1 by Row 1, Column 1, and place the percentage in Row 4, Column 1.
  - Divide Row 3, Column 2 by Row 1, Column 2, and place the percentage in Row 4, Column 2.
  - Divide Row 6, Column 1 by Row 1, Column 1, and place the percentage in Row 7, Column 1.
  - Divide Row 6, Column 2 by Row 1, Column 2, and place the percentage in Row 7, Column 2.
  - Divide Row 9, Column 1 by Row 1, Column 1, and place the percentage in Row 10, Column 1.
  - Divide Row 9, Column 2 by Row 1, Column 2, and place the percentage in Row 10, Column 2.

*The total of Row #3 + Row #6 + Row #9 should equal Row #1.*

Principal's Signature Anderson Allen Date Nov. 27-02

# Kentucky High School Athletic Association

To: Superintendent, Principal, and Athletic Director

From: Louis Stout, Commissioner *Louis Stout*  
Brigid L. DeVries, Executive Assistant Commissioner *Brigid L. DeVries*

Date: April 15, 2002

Subject: Review of 2001-2002 Title IX Forms

School: Ballard High School



The KHSAA Audit Staff has received your submission of the 2001-2002 KHSAA required Title IX forms.

The information will be reviewed by appropriate Title IX Audit Staff and you will be notified if any additional information is necessary.

Remember your permanent Title IX file at the school must be kept current with information pertaining to your athletics program. Copies of the 2001-2002 KHSAA required documents must be kept as part of this file and are subject to Open Records Requests.

If we could be of further assistance, please do not hesitate to call anytime.

APR 12 2002





# KENTUCKY HIGH SCHOOL ATHLETIC ASSOCIATION

## TITLE IX

### MEMBER SCHOOLS 2001-2002 ANNUAL REPORT FORMS

Submit to KHSAA  
By April 15, 2002



Some of the KHSAA requirements for Title IX are as follows with the full text of the recommendations listed on the enclosed document "KHSAA Steps for Assessing Title IX Compliance 2001-2002".

1. Gender Equity Review Committees shall be in place to address local concerns. They shall meet a minimum of three times a year with minutes of the meetings kept in the school Title IX File. The committee shall monitor progress with regard to the school's Corrective Action Plan and Goals and address Title IX issues at the school.
2. Schools shall have established a permanent Title IX File to include all Title IX documentation relative to the school as well as current copies of all Title IX information submitted to the KHSAA. The Title IX File shall be updated periodically and available for review.
3. Schools must currently conduct, a Student Interest Survey (Form T-61), on an annual basis. Student Interest Surveys must be kept on file for the previous two years and may be examined by the visiting KHSAA Audit Team Members. The Student Interest Surveys shall include students in Grades 9, 10, and 11. Grade 12 may be included as well. Grade 8 students may also be included if they are in a middle school that feeds into the high school.

The KHSAA Audit Team members will continue to visit 20% of the membership this year to assist schools with their compliance program. KDE personnel may accompany KHSAA Audit Staff this year. The KHSAA Annual Meeting scheduled on January 9, 2002 will once again include a workshop of Title IX requirements and current issues.

As always the KHSAA is available to assist you at any time with this important project.

LS/BD/vs

# Kentucky High School Athletic Association

## **Memorandum**

To: Superintendent, Principal, Athletic Director

From: Louis Stout, Commissioner



Date: September 12, 2001

Subject: **Required Title IX Forms  
2001-2002 School Year**

The Kentucky High School Athletic Association, with the approval of the Kentucky Department of Education, has finalized the 2001-2002 Title IX Forms for KHSAA member schools.

With the 1999-2000 KHSAA Audit Document submission, your school has completed the initial Title IX Audit Review. This review shall be ongoing and updated annually to include a selected package of forms for review.

**Enclosed please find a copy of the required forms to be submitted, with appropriate signatures, to the KHSAA not later than April 15, 2002.**

1. Form GE-19 (KHSAA Annual Verification of Title IX Procedures)
2. Forms T-1 through T-4 (Summary Forms for Determining Students Interests and Abilities)
3. Form T-41 (Checklist for the Overall Interscholastic Athletics Program)
4. Form T-60 (Updated Corrective Action Plan)
5. T-63 (Summary of the Interscholastic Student Survey)
6. Form T-35 & T-36 (Budget)

***Please type all forms and attachments where text is necessary.*** All forms submitted will be reviewed and returned if they are incomplete or illegible. In addition, outdated, obsolete, or substituted forms will be rejected.

In addition, a sample Booster Club contract is enclosed for your use as a method for establishing a process for accountability of booster groups to school personnel.



**2001-2002 KENTUCKY HIGH SCHOOL ATHLETIC ASSOCIATION  
ANNUAL VERIFICATION OF TITLE IX PROCEDURES**  
(To be submitted by April 15, 2002 along with other required forms)

The BALLARD High School, LOUISVILLE, Kentucky  
(Name of High School) (City)

certifies to the Kentucky High School Athletic Association that the following is an accurate and true representation of the facts surrounding compliance with Title 20, U.S.C. Titles 1681-1688, et. Seq. (also known as Title IX)

**I certify the following provisions in accordance with records at the school contained in the permanent Title IX file, and to the best of my knowledge have completed the following tasks. (All boxes must be checked)**

- Established a gender equity committee at the high school. (list committee personnel and provide attachment if necessary)

Name	Address	Phone	Title
STEVE KINNEY	6000 BROWNSBORO RD	485-8616	ATHLETIC DIRECTOR
SANDY ALLEN	" "	485-8206	PRINCIPAL
MARK CATLETT	" "	485-8612	FOOTBALL COACH
SCOTT TRAEGER	215 SEQUOYA	895-0646	PARENT-BOOSTER-REP BANK
ALAN JONES	2510 BALLANTRAE CIR.	648-7496	SOFTBALL COACH - PARENT
AMY MARCHELL	4108 WATERFORD CIR.	897-7140	FIELD HOCKEY COACH

- Scheduled a minimum of three meetings during the 2001-2002 school year on the following dates:

NOV 12 2001 - AFTER FALL SPORTS  
MARCH 18 2002 - AFTER WINTER SPORTS  
MAY 23 2002 - SPRING SPORTS

- Designated the following person(s) as the Title IX coordinator for the school/district:

STEVE KINNEY A.D. 6000 BROWNSBORO RD LOW. KY 40222  
Name Title Address Phone - 485-8610

- School personnel are continuing to make periodic reviews of the boys and girls athletics program reflected in the Corrective Action Plan.

- In addition to the above information, the above referenced school maintains a complete permanent file relative to Title IX records including copies of the self-assessment audit, all corrective action plans, and other related materials.

Alexandra Owen March 22, 2002  
Principal's Signature Date

Hyman Dampier Carol Ann Hodder  
Superintendent Signature School Board Chairpersons' Signature

(Send original copy to KHSAA - Maintain duplicate in Title IX school folder)



2001-2002  
ACCOMMODATION OF INTERESTS AND ABILITIES  
SUMMARY PROGRAM CHART 1

KHSAA  
 Form T1  
 Rev. 07/01

**Participation Opportunities Test One**

		(Column 1)	(Column 2)	(Column 3)	(Column 4)
	Program	Enrollment	Percentage of Total Enrollment	Number of Interscholastic Participants (double and triple count)	Percentage of Total Participation
Row 1	GIRLS	857	52.9	294	46.6
Row 2	BOYS	761	47.1	336	53.3
Row 3	Totals	1,618	100%	630	100%

Instructions:

\*Number of 8<sup>th</sup> grade students & below used in Column 4 calculations if applicable: \_\_\_\_\_

- 1) Determine the total number of girls enrolled, (place in Row 1, Column 1). Determine the total number of boys enrolled, (place in Row 2, Column 1).
- 2) Add the total number of girls and boys enrolled to determine total enrollment, (place in Row 3, Column 1).
- 3) Calculate the percentage of total enrollment that is female. (Divide Row 1, Column 1 by row 3, Column 1 and place in Row 1, Column 2.) Calculate the percentage of total enrollment that is male. (Divide Row 2, Column 1 by Row 3, Column 1 and place in Row 2, Column 2.) Note: Row 1, Column 2 plus Row 2, Column 2 should total 100%.
- 4) Ask the head coaches to review the most updated eligibility or squad lists for their teams. Ask coaches to confirm the names of those individuals who are on the team as of the first **date of competition**, and cross out the names of those who were cut from the team or quit the team prior to the first competitive event. Determine the total number of interscholastic athletics participants that are girls, (and place in Row 1, Column 3). In order to determine the total number of athletics participants, an individual should be counted each time he or she participates on a team. For example, if Jane Doe competes on the varsity volleyball team, the junior varsity volleyball team, the junior varsity basketball team, and the varsity softball team, she should be counted as four participants (**do not include club or intramural sports participants, cheerleaders, dance teams, or pom squads**). Calculate the same way for boys and girls. \* In addition, should 8<sup>th</sup> grade students and below play on a Freshman, Junior Varsity, or Varsity team, they should also be counted for each team and sport on which they participate. If applicable, please asterisk the above notation as to how many 8<sup>th</sup> grade students & below are included. Using the same procedure, determine the total number of interscholastic athletic participants that are boys, (and place in Row 2, Column 3). Add Row 1, Column 3 plus Row 2, Column 3 to get total participants and place in Row 3, Column 3.
- 5) Calculate the percentage of female participation. (Row 1, Column 3 divided by Row 3, Column 3 and place in Row 1, Column 4.) Calculate the percentage of male participation. (Row 2, Column 3 divided by Row 3, Column 3 and place in Row 2, Column 4.) Note: Row 1, Column 4 plus Row 2, Column 4 should total 100%.

Note: While being within three percent is not a formal compliance standard; if the percent listed in Row 1, Column 4 is within 3% of Row 1, Column 2, then it provides a good target within which compliance is likely.

Principal's Signature: Amber Du Allen Date: Mar. 20-02

2001-2002  
**ACCOMMODATION OF INTERESTS AND ABILITIES**  
**SUMMARY PROGRAM CHART 2**

KHSAA  
 Form T2  
 Rev. 07/01

**Participation Opportunities Test Two**

		Column 1	Column 2	Column 3	Column 4	Column 5	
Program		Number of Teams Currently Offered	Number of Participants	Number of Teams Added in Last Five Years	Number of Participants Added in Last Five Years	Percent of Total Participation By Sex Added in Last 5 Years	
<b>GIRLS</b>	Row 1	varsity:	10				
	Row 2	j.v.:	5				
	Row 3	frosh:	4	37	SB 3 BK VB	37	12.5%
	Row 4	total:	19				
<b>BOYS</b>	Row 5	varsity:	10				
	Row 6	j.v.:	5				
	Row 7	frosh:	3				
	Row 8	total:	18				

- 1) List the number of interscholastic teams offered for girls and boys at each competitive level (for example, varsity, junior varsity, and freshman levels). Total each of the entries in Column 1 into Row 4, Column 1 and Row 8, Column 1.
- 2) List the number of interscholastic teams that have been added in the last five years at each competitive level. Total each of the entries in Column 3 into Row 4, Column 3 and Row 8, Column 3.
- 3) List the number of participants that are currently on each level of the teams that were added in the last five years. Total each of the entries in Column 2 into Row 4, Column 2 for girls and Row 8, Column 2 for boys. If a team was added previously but no longer exists, there are no current participants to be added for that team.
- 4) List the number of participants added in the last 5 years. Total each of the entries made in Column 4 into Row 4, Column 4 for girls and Row 8, Column 4 for boys.
- 5) Calculate the percentage of participants that have been added in the last five years (Column 4 divided by Column 2 on each line). For example, if girls' varsity soccer (22 participants), junior varsity soccer (18 participants), junior varsity golf (8 participants), and freshman softball (15 participants) have been added in the last five years, then 63 participation opportunities have been added for girls. If the total number of female participants in the program is 96 (taken from Form T-1, Row 1, Column 3), then 65.6% of the current opportunities (63 of 96) have been added in the last five years. Perform similar calculations for male participants.

Note: If the percentage of current participants added in the last five years is 25% or greater, compliance with test two may be possible. If less than 25%, then compliance with test three should be analyzed. **CAUTION:** 25% is not a formal compliance standard.

Principal's Signature: Arifundia Allen Date: Mar 27-02

2001-2002  
**ACCOMMODATION OF INTERESTS AND ABILITIES**  
**SUMMARY PROGRAM CHART 3**

**Participation Opportunities Test Three**

For any question answered "YES" identify the respective sport(s).

	GIRLS (Yes / No)		BOYS (Yes / No)
1. Is there an intramural team offered in a sport not now available in the interscholastic athletics program? (YES or NO)	No		No
2. For a sport <u>not</u> currently offered, is there sufficient interest to form a viable interscholastic team based on participation on an intramural team or community recreation teams? (YES or NO)	YES		YES
3. For a sport <u>not</u> currently offered, is there sufficient interest to form a viable interscholastic team with the interscholastic survey.	YES		YES
4. For a sport currently offered, is there interest to form a viable team for a junior varsity, freshman, or other intramural level that is not currently offered? (YES or NO)	No		No
5. If you answered YES to question (1), (2), (3) or (4), are there enough high schools in your geographic area offering the sport (at the appropriate level) to allow for the development of a reasonable schedule of competition. (YES or NO)	No		No

Principal's Signature: *Raymond Allen* Date: *Mar. 27-02*

**2001-2002**  
**ACCOMMODATION OF INTERESTS AND ABILITIES**  
**SUMMARY PROGRAM CHART 4**

KHSAA  
 Form T4  
 Rev. 07/01

**Levels of Competition Test One**

		(Column 1)	(Column 2)
	Team Levels	GIRLS	BOYS
Row 1	Total Number of Athletics Participants in All Levels	294	336
Row 2	Number of Varsity Teams Offered	10	10
Row 3	Number of Participants on all Varsity Teams	205	211
Row 4	Percentage of Total Varsity Participants By Sex	69. <sup>7</sup>	62. <sup>7</sup>
Row 5	Number of Junior Varsity Teams Offered	5	5
Row 6	Number of Participants on all Junior Varsity Teams	89	102
Row 7	Percentage of Total Junior Varsity Participants By Sex	30. <sup>2</sup>	30. <sup>3</sup>
Row 8	Number of Freshman Teams Offered	4	3
Row 9	Numbers of Participants on all Freshman Teams	53	68
Row 10	Percentage of Total Freshman Participants By Sex	18	20. <sup>2</sup>

- 1) Copy the number entered on Form T1, Row 1, Column 3 and place on Row 1, column 1 of this form.
- 2) Copy the number entered on Form T1, Row 2, Column 3 and place on Row 1, column 2 of this form.
- 3) List the number of teams at the varsity, junior varsity, and freshman levels for boys and girls (Rows #2,5,8) and place in the proper boxes in columns 1 and 2.
- 4) List the number of teams at the varsity, junior varsity, and freshman levels for boys and girls (Rows #3,6,9) and place in the proper boxes in columns 1 and 2.
- 5) Calculate the percentage of female and male participants at each level. (Rows #4,7,10)
  - Divide Row 3, Column 1 by Row 1, Column 1, and place the percentage in Row 4, Column 1.
  - Divide Row 3, Column 2 by Row 1, Column 2, and place the percentage in Row 4, Column 2.
  - Divide Row 6, Column 1 by Row 1, Column 1, and place the percentage in Row 7, Column 1.
  - Divide Row 6, Column 2 by Row 1, Column 2, and place the percentage in Row 7, Column 2.
  - Divide Row 9, Column 1 by Row 1, Column 1, and place the percentage in Row 10, Column 1.
  - Divide Row 9, Column 2 by Row 1, Column 2, and place the percentage in Row 10, Column 2.

Principal's Signature: Defender Allen Date: Nov. 27-02

## 2001-2002 KHSAA TITLE IX ATHLETICS AUDIT

KHSAA  
Form T41  
Rev. 07/01

### Checklist - Overall Interscholastic Athletics Program

Areas of Compliance	ADVANTAGE TO		
	(Respond based on Internal Evaluation by checking the appropriate column.)		
BENEFITS	GIRLS' PROGRAM	BOYS' PROGRAM	NEITHER PROGRAM
Equipment and Supplies			✓
Scheduling of Games and Practice Time			✓
Travel and Per Diem Allowances			✓
Coaching			✓
Locker Rooms, Practice and Competitive Facilities			✓
Medical and Training Facilities and Services			✓
Publicity			✓
Support Services			✓
Athletic Scholarships			NA
Tutoring			✓
Housing and Dining Facilities and Services			NA
Recruitment of Student Athletes			NA

Principal's Signature: \_\_\_\_\_

Date: \_\_\_\_\_

*Defender Allen*      *Ma. 27-02*

**2001-2002  
BUDGETED AND ACTUAL EXPENDITURES - PROGRAM COMPARISON CHART  
TO INCLUDE BOOSTER CLUB FUNDING**

	equipment and supplies		travel		awards		coaches' salaries (to include supplemental and extended employment)		facilities improvements		publications (if sport-specific)	
	B	E	B	E	B	E	B	E	B	E	B	E
G basketball	14,874	15,225		715		313						
B basketball	17,500	20,717		3,700		300					1000	1220
G softball	3000	7202		1490		480						460
B baseball	4800	7845		565		250			1300	1290		
G cross country	600			150		125						
B cross country	600			150		125						
G golf	600					75						
B golf	600					75						
G soccer	2500	4246		300		400					1600	839
B soccer	2500	5492				400						
G swimming	500	923		150		500						
B swimming	500	923		150		200						

"B" is for budgeted dollar amounts and "E" is for actual dollar expenditures. Expenditures should include items provided by third parties such as Booster Clubs.

Principal's Signature:



Date: Mar. 27-02

2001-2002  
**BUDGETED AND ACTUAL EXPENDITURES - PROGRAM COMPARISON CHART 2**  
**TO INCLUDE BOOSTER CLUB FUNDING**

Teams	equipment and supplies		travel		awards		coaches' salaries (to include supplemental and extended employment)		facilities improvements		publications (if sport-specific)	
	B	E	B	E	B	E	B	E	B	E	B	E
G track	1400	260		400		150		B				
B track	600	1078		355		150						
G tennis	600	413		0		75						
B tennis	600	413		0		75						
G volleyball	2500	2380		0		300						
B wrestling	2000	1961				175						
G (list sport) <i>FH</i>	4000	4064		600		700						
B (football)	24500	22,387		2615		1000						
G (list sport)												
B (list sport)												

"B" is for budgeted dollar amounts and "E" is for actual dollar expenditures. Expenditures should include items provided by third parties such as Booster Clubs.

Principal's Signature: *Stephanie Allen* Date: *Mar 27-02*

School Name: BALLARD H.S.

2001-2002

School Year: 2001-2002

TITLE IX

Principal's Signature: \_\_\_\_\_

**CORRECTIVE ACTION PLAN**

Date: 3/27/02

To complete this form, indicate the intended area which needs corrective action, the suggested change and time table for implementation. You may copy this form as needed. Please attach corrective action plans along with audit forms and submit by April 15, 2002.

ITEM FOR CORRECTION	SUGGESTED CHANGE	TIME TABLE FOR CORRECTIVE ACTION
LOCKER ROOM -	GIRLS LOCKER RM. - TO BE ADDED BUTCHERS OR REMOVED EQUIPMENT	BOARD OF EDUCATION MUST FUND CORRECTIVE ACTION PLAN

- An explanation (status report) is needed for all areas identified previously as items for correction as well as all areas currently identified as items for correction. This form shall be typed.

Principal's Signature: [Signature] Date: Mar. 27-02



### 2001-2002 INTERSCHOLASTIC ATHLETICS SURVEY

#### Summary Of Student Responses

School Name: BALLARD HIGH SCH.  
School Enrollment: 1618  
Date: JAN 10, 2002  
Completed By: \_\_\_\_\_

#### Instructions:

1. Summarize the Student Athletics Interest Surveys Form T-61 by listing the total number of responses on the line next to each sport.
2. Under the Other Category please provide a listing of the sports as well as the number of students who are interested in participating.
3. Please sign and date the Summary Form (T-63) and mail the Summary Form only to the KHSAA by April 15, 2002. Do not mail the student surveys (Form T-61). However, these Forms should be maintained in your files in the event they are requested subsequently.

1200 Number of Surveys  
1027 Total Returned  
9-11 Grades Surveyed

How Was The Survey Administered? HOMEROOM EXTENDED

#### Fall Sports (List Total Number of Participation Responses)

60 Cross Country (Girls)  
37 Cross Country (Boys)  
68 Field Hockey (Girls)  
160 Football (Boys)  
17 Golf (Girls)  
41 Golf (Boys)  
66 Soccer (Girls)  
62 Soccer (Boys)  
105 Volleyball (Girls)  
8 Volleyball (Boys)

#### Winter Sport (List Total Number of Participation Responses)

68 Basketball (Girls)  
133 Basketball (Boys)  
56 Gymnastics (Girls)  
41 Indoor Track (Girls)  
30 Indoor Track (Boys)  
86 Swimming & Diving (Girls)  
17 Swimming & Diving (Boys)  
41 Wrestling (Boys)

Spring Sport (List Total Number of Participation Responses)

80 Baseball (Boys)  
60 Fast Pitch Softball (Girls)  
29 Slow Pitch Softball (Girls)  
64 Tennis (Girls)  
31 Tennis (Boys)  
83 Track (Girls)  
94 Track (Boys)

Other Sports (From Student Survey T-61 Question 10)

Name of Sport	Number of Students Interested In Participating
<u>LACROSSE</u>	<u>Spring - 164</u>
_____	_____
_____	_____
_____	_____
_____	_____
_____	_____
_____	_____

Number of Students who participate in Intramural Sports.  
 (From Student Survey T-61 Question 5)

Sport	Number
<u>POWDER PUFF</u>	<u>81</u>
_____	_____
_____	_____
_____	_____
_____	_____

List Intramural Sports students are interested in adding:  
 (From Student Survey T-61 Question 6)

Sport	Number
<u>CREW</u>	<u>17</u>
<u>WATER POLO</u>	<u>9</u>
<u>ICE SKATING</u>	<u>11</u>
<u>HORSEBACK RIDING</u>	<u>6</u>
<u>PING - PONG</u>	<u>42</u>
_____	_____

Participation in Non-School Sports Activities  
(From Student Survey T-61 Question 7)

<u>Sport</u>	<u>Number</u>
LACROSSE	34
_____	_____
_____	_____
_____	_____
_____	_____

Reasons for not participating in interscholastic athletics.  
(From Survey Question 8)

<u>Response</u>	<u>Number</u>
-----------------	---------------

- \_\_\_\_\_ I prefer other activities such as band, chorus, etc.
- 3 I don't have time
- 1 The practice schedules and game times are inconvenient
- \_\_\_\_\_ The sport I like isn't offered
- 4 It's too expensive
- \_\_\_\_\_ I prefer to participate in club or intramural sports
- 2 Working
- \_\_\_\_\_ Other

Student Suggestions to encourage participation

Pep Rallies

SAME RECOGNITION

CUT # OF PRACTICES

OFFER BEGINNER SPORTS

\_\_\_\_\_

\_\_\_\_\_

\_\_\_\_\_

\_\_\_\_\_

Carolee Allen

Principal's Signature

March 27-02

Date

## EXTRA SERVICE PAY SCHEDULE 2001-02

### ATHLETIC AND RELATED ACTIVITIES IN SENIOR HIGH SCHOOLS

TITLE		STEP 0	STEP 1	STEP 2	STEP 3	STEP 4
Athletic Director		3665	4238	4810	5383	5956
Head Football		3054	3532	4009	4486	4963
Head Basketball (1)		3054	3532	4009	4486	4963
Asst. Football		1832	2119	2405	2692	2978
JV Basketball (1)		1832	2119	2405	2692	2978
Track (1)		1832	2119	2405	2692	2978
Baseball		1832	2119	2405	2692	2978
Softball		1832	2119	2405	2692	2978
Wrestling		1832	2119	2405	2692	2978
Volleyball		1832	2119	2405	2692	2978
Cheerleaders		1832	2119	2405	2692	2978
JROTC Rifle Team		1832	2119	2405	2692	2978
Sch Tech Coordinator		1832	2119	2405	2692	2978
Drill Corps		1527	1769	2004	2243	2481
Cross Country (1)		1527	1769	2004	2243	2481
Field Hockey		1527	1769	2004	2243	2481
Soccer (1)		1527	1769	2004	2243	2481
Tennis (1)		1527	1769	2004	2243	2481
JV Volleyball		1222	1413	1603	1794	1985
Golf (1)		1222	1413	1603	1794	1985
Swimming		1222	1413	1603	1794	1985
Chess Sponsor		1222	1413	1603	1794	1985
ROTC Drill Team		1222	1413	1603	1794	1985
Asst. Wrestling	26	1222	1413	1603	1794	1985
Asst. Field Hockey	JV SCH	1222	1413	1603	1794	1985
Asst. Track (1)	32	916	1059	1202	1346	1489
Asst. Soccer (1)	JV SCH	916	1059	1202	1346	1489
Freshman Basketball (1)		916	1059	1202	1346	1489
Freshman Football		916	1059	1202	1346	1489

### ASSISTANT ATHLETIC DIRECTOR'S (GAME MANAGERS)

TITLE		STEP 0	STEP 1	STEP 2	STEP 3	STEP 4
Assistant Athletic Director		1700	2000	2300	2600	3000

Schools will be required to pay the listed Board approved scale. However, step progression **is not** mandatory.

### SCHOOL FUNDED SPORT/SUPPORT POSITIONS

TITLE		STEP 0	STEP 1	STEP 2	STEP 3	STEP 4
SCHOOL FUNDED SPORT/SUPPORT		200	500	800	1100	1400

Schools will be required to pay the listed Board approved scale. However, step progression **is not** mandatory.